

# SSA3000X Plus Spectrum Analyzer

DataSheet DS0703P\_E04F





## General Description

The SIGLENT SSA3000X Plus series spectrum analyzers are powerful and flexible tools for RF spectrum and signal analysis. With a frequency range to 7.5 GHz, the analyzer delivers reliable automatic measurements and multiple modes of operation: spectrum analyzer the base, optional functions include RF power measurement, vector signal modulation analysis, reflection measurement, and EMI measurement.

Applications include broadcast monitoring/evaluation, site surveying, S-parameter measurement, analog/digital modulation analysis, EMI pre-compliance test, research and development, education, production, and maintenance.

## Features and Benefits

- ◆ Spectrum Analyzer Frequency Range from 9 kHz up to 7.5 GHz
- ◆ -165 dBm/Hz Displayed Average Noise Level (Typ.)
- ◆ -98 dBc/Hz. @10 kHz Offset Phase Noise (1 GHz, Typ.)
- ◆ Level Measurement Uncertainty < 0.7 dB (Typ.)
- ◆ 1 Hz Minimum Resolution Bandwidth (RBW)
- ◆ Preamplifier Standard
- ◆ Tracking Generator
- ◆ Analog and Digital Signal Modulation Analysis Mode (Opt.)
- ◆ Reflection Measurement Kit (Opt.)
- ◆ EMI Measurement Mode (Opt.)
- ◆ Advanced Measurement Kit (Opt.)
- ◆ 10.1 inch Multi-Touch Screen, Mouse and Keyboard supported
- ◆ Web Browser Remote Control on PC and Mobile Terminals and File Operation

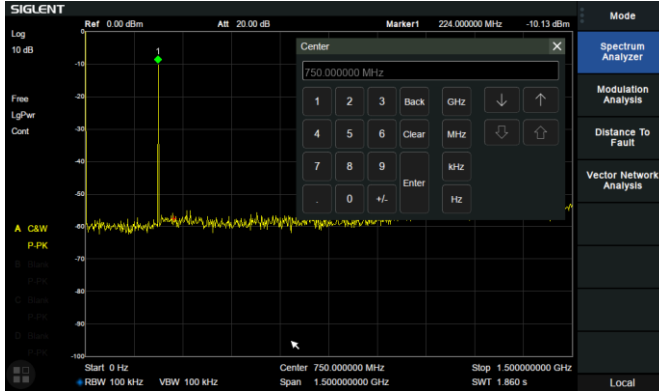
## Models and Main index

Model	SSA3015X Plus	SSA3021X Plus	SSA3032X Plus	SSA3075X Plus
Frequency Range	9 kHz~1.5 GHz	9 kHz~2.1 GHz	9 kHz~3.2 GHz	9 kHz~7.5 GHz
Resolution Bandwidth	1 Hz~1 MHz	1 Hz~1 MHz	1 Hz~1 MHz	1 Hz~3 MHz
Displayed Average Noise Level	-156 dBm/Hz	-161 dBm/Hz	-161 dBm/Hz	-165 dBm/Hz
SSB Phase Noise	< -99 dBc/Hz	< -98 dBc/Hz	<-98 dBc/Hz	<-98 dBc/Hz
Third-order intercept	+10 dBm	+10 dBm	+10 dBm	+14 dBm
Total Amplitude Accuracy	< 1.2 dB	< 0.7 dB	< 0.7 dB	< 0.7 dB
Tracking Generator	100kHz~1.5GHz	100kHz~2.1GHz	100kHz~3.2GHz	100kHz~7.5GHz
Touch Screen	Multi Touch, Mouse and Keyboard supported			
Advanced Measurement	CHP, ACPR, OBW, CNR, Harmonic, TOI, Monitor			
Reflection Measurement	VSWR measurement using Reflection Bridge			
EMI Test	EMI Filter and Quasi-Peak Detector, Log Scale and Limit Line			
Modulation Analysis	AM, FM; PM, ASK, FSK, MSK, PSK, QAM			
Communication Interface	LAN, USB Device, USB Host (USB-GPIB)			
Remote Control Capability	SCPI/Labview/IVI based on USB-TMC/VXI-11/Socket/Telnet			
Remote Controller	NI-MAX, Web Browser, Easy Spectrum software, File Explorer			

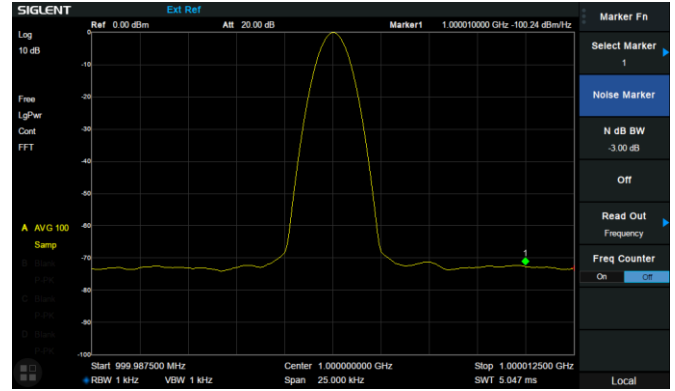
## Design Features

### Spectrum Analyzer Mode

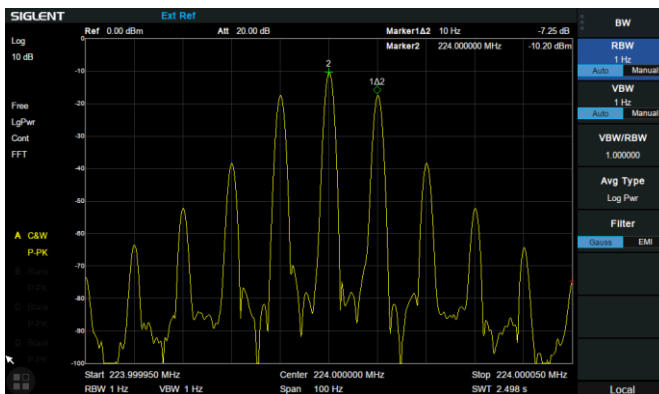
10.1 Inch Display with Multi-Touch Screen



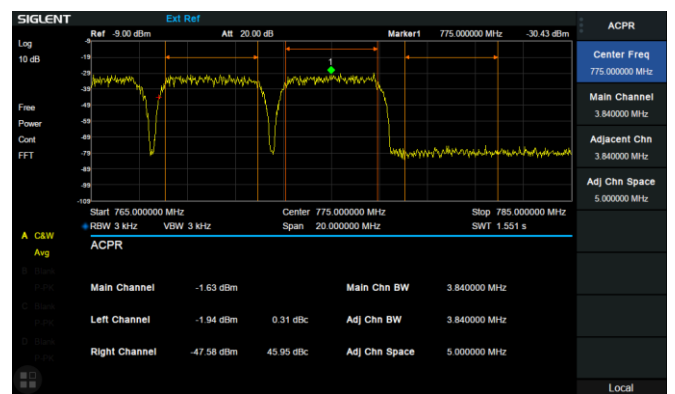
Phase noise <math>< -98 \text{ dBc/Hz}</math>@1 GHz



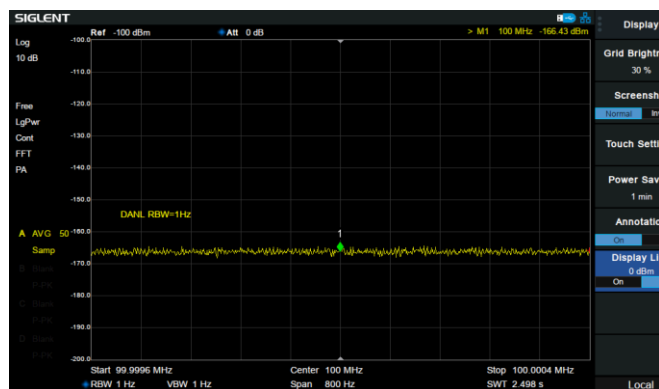
Minimum 1 Hz Resolution Bandwidth (RBW)



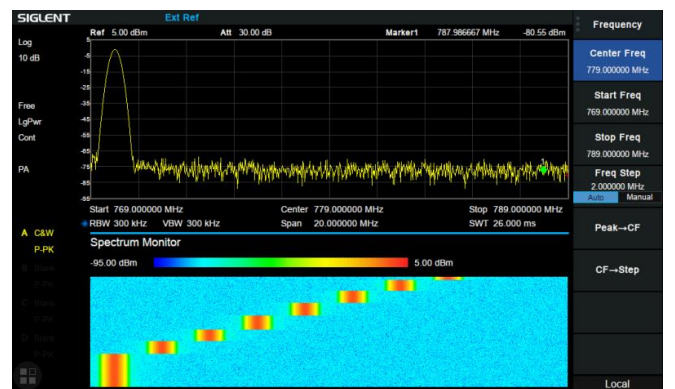
ACPR in Advanced Measurement Kit



-165 dBm/Hz Displayed Average Noise Level

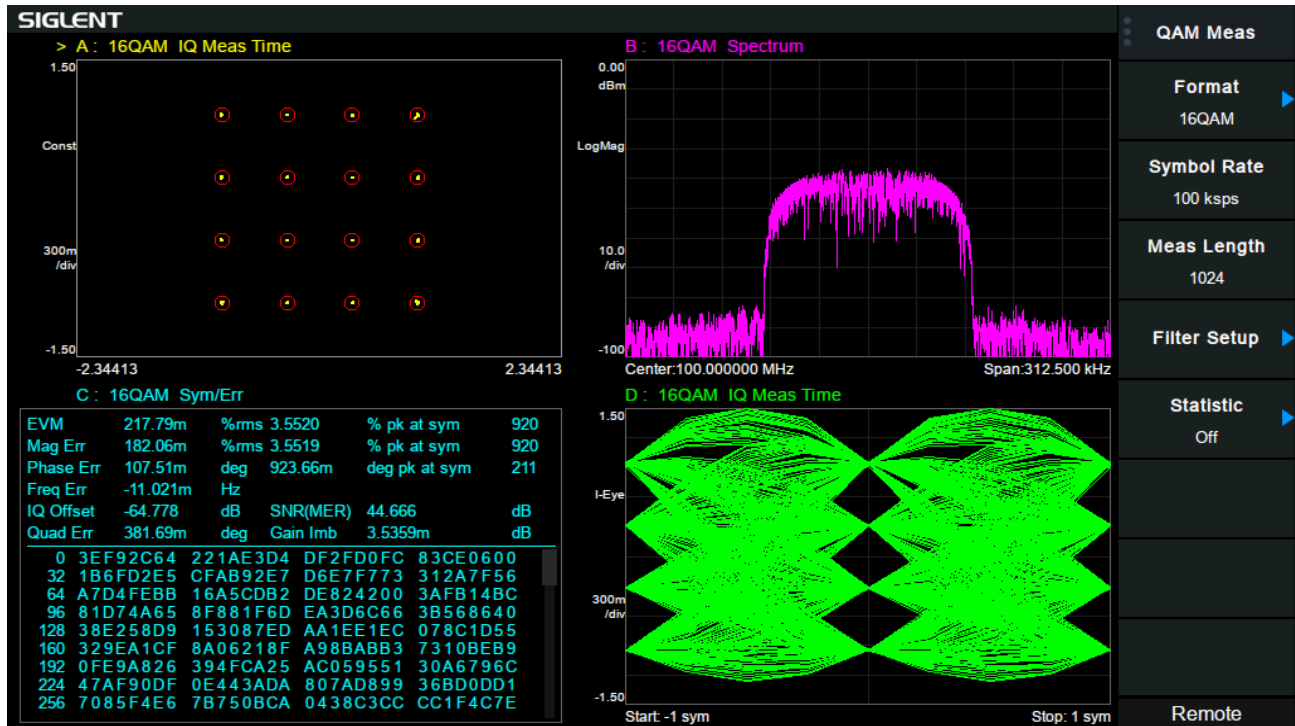


Monitor in Advanced Measurement Kit



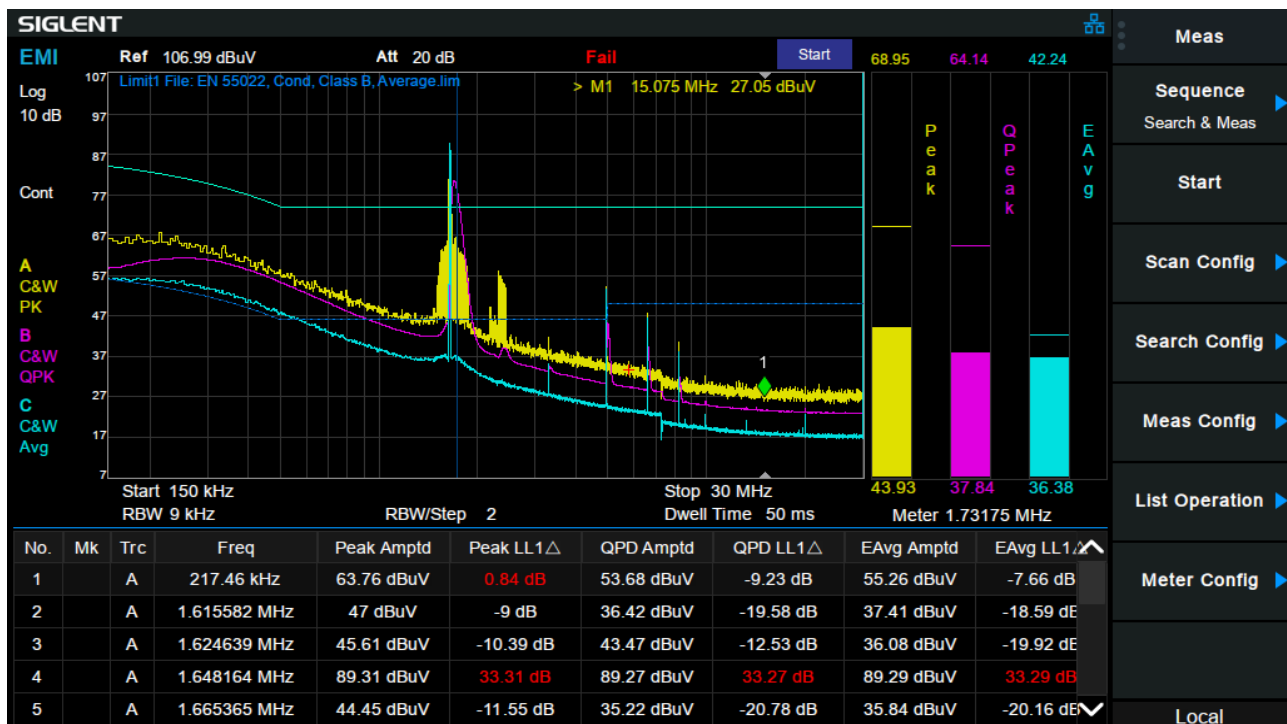
## Modulation Analysis Mode

AM/FM/PM, ASK/FSK/PSK/MSK/QAM Vector Signal Modulation Analysis, EVM evaluation



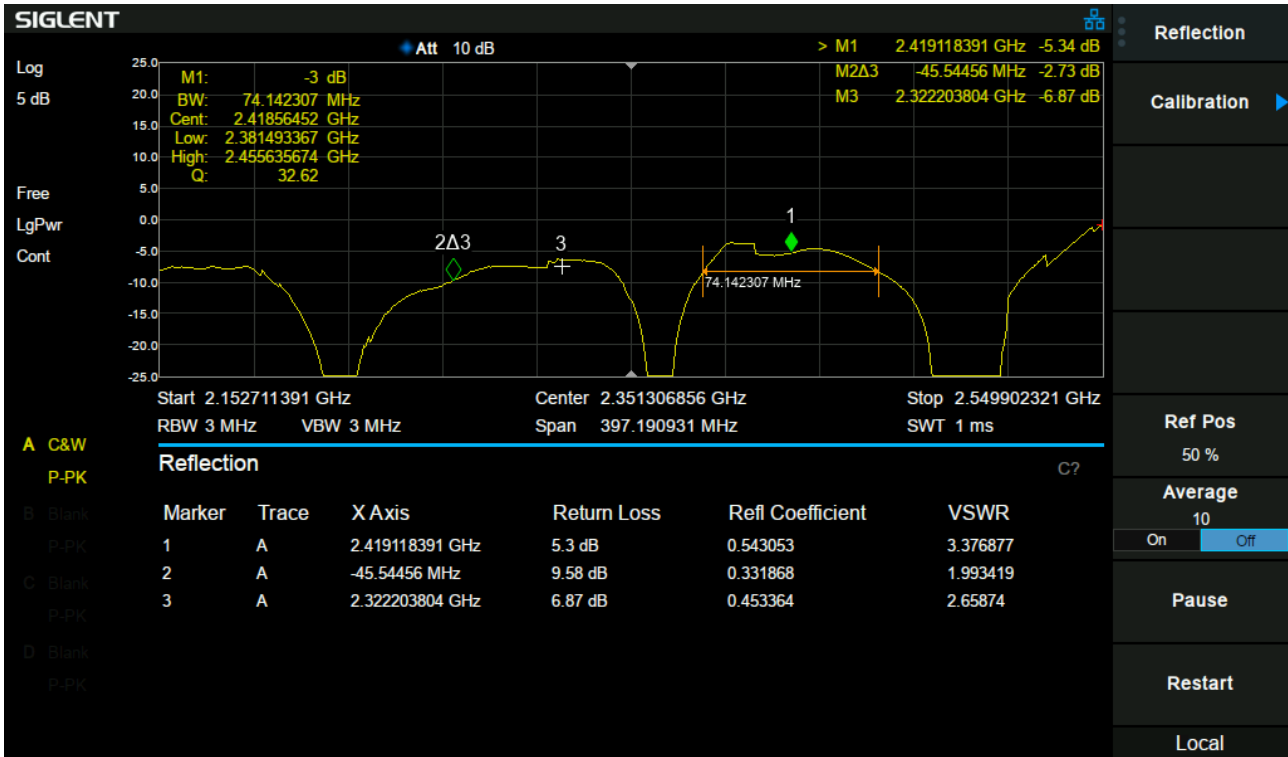
## EMI Measurement Mode

EMI Measurement with CISPR 16-1-1 EMI filter, Quasi-peak Detector, and pre-stored standards.



## Reflection Measurement

VSWR and Return Loss measurement with Q value calculation, using External Reflection Bridge or Directional Coupler



## Accessories

Utility Kit



Near Field Probe Set



USB-GPIB Adaptor



6U Rack Mount



Soft Carrying Bag



Reflection Bridge



Calibration Kit





## Specifications

Specifications are valid under the following conditions: The instrument is within the calibration period, has been stored between 0 and 50°C for at least 2 hours prior to use, and has been powered on and warmed up for at least 40 minutes. The specifications include the measurement uncertainty, unless otherwise noted.

**Specifications:** All products are guaranteed to meet published specifications when operating at room temperature (approximately 25°C), unless otherwise noted.

**Typical:** Performance deemed typical implies that 80 percent of the measurement results will meet the typical published performance with a 95th percentile confidence level at room temperature (approximately 25°C). Typical performance is not warranted and does not include measurement uncertainty.

**Nominal:** The expected performance or design attribute.

## Spectrum Analyzer Mode

### Frequency and Time Characteristic

Frequency				
	SSA3015X Plus	SSA3021X Plus	SSA3032X Plus	SSA3075X Plus
Frequency range	9 kHz ~ 1.5 GHz	9 kHz ~ 2.1 GHz	9 kHz ~ 3.2 GHz	9 kHz ~ 7.5 GHz
Frequency resolution	1 Hz			
Frequency Span				
Range	0 Hz, 100 Hz to Max Frequency			
Accuracy	$\pm$ Span / (number of display points - 1)			
Internal Reference Source				
Reference frequency	10.000000 MHz			
Reference frequency accuracy / uncertainty	$\pm$ [(time since last adjustment $\times$ frequency aging rate) + temperature stability + initial calibration accuracy]			
Initial calibration accuracy	<1 ppm			
Temperature stability	<1 ppm/year, 0 °C ~50 °C			
Frequency aging rate	<0.5 ppm/first year, 3.0 ppm/20 years			
Marker				
Marker resolution	Span / (number of display points - 1)			
Marker uncertainty	$\pm$ [frequency indication $\times$ reference frequency uncertainty + 10% $\times$ resolution bandwidth + $\frac{1}{2}$ * marker resolution + 1 Hz]			
Frequency Counter resolution	0.01 Hz			0.1 Hz
Bandwidths				
Resolution bandwidth (-3dB)	1 Hz ~ 1 MHz, in 1-3-10 sequence			1 Hz~3 MHz
Resolution filter shape factor	< 4.8 : 1 (60 dB:3 dB), Gaussian-like			
RBW uncertainty	<5% (nom.)			
Video bandwidth (-3dB)	1 Hz ~ 3 MHz, in 1-3-10 sequence			1 Hz~10 MHz
VBW uncertainty	<5% (nom.)			
Sweep and Trigger				
Sweep time	1 ms to 1500 s	1 ms to 2100 s	1 ms to 3200 s	1 ms to 7500 s
RBW	Sweep	30 Hz ~ 1 MHz		3 kHz ~ 3 MHz
	FFT	1 Hz ~ 10 kHz		1 Hz ~ 10 kHz
Sweep rule	Single, Continuous			
Trigger source	Free, Video, External			
External trigger	5V TTL level, Rising edge/Falling edge			

## Amplitude Accuracy and Range Specifications

Amplitude and Level				
	SSA3015X Plus	SSA3021X Plus	SSA3032X Plus	SSA3075X Plus
Measurement range	DANL to +10 dBm, 100 kHz ~ 1 MHz, Preamp off DANL to +20 dBm, 1 MHz ~ 7.5 GHz, Preamp off			
Reference level	-200 dBm to +30 dBm, 1 dB steps			
Pre-Amplifier	20 dB (nom.)			
Input attenuation	0 ~ 30 dB, 1 dB steps    0 ~ 50 dB, 1 dB steps			
Maximum input DC voltage	+/- 50 V <sub>DC</sub>			
Maximum average power	30 dBm, 3 minutes, $f_c \geq 10$ MHz, att > 20 dBm, preamp off			
Maximum damage level	33 dBm, $f_c \geq 10$ MHz, att > 20 dBm, preamp off			
Level Display				
Logarithmic level axis	1 dB to 200 dB			
Linear level axis	0 to reference level			
Units of level axis	dBm, dBmV, dB $\mu$ V, dB $\mu$ A, Volt, Watt			
Number of display points	751			
Number of traces	4			
Trace detectors	Positive-peak, Negative-peak, Sample, Normal, Average(Voltage/RMS/Video), Quasi-peak			
Trace functions	Clear write, Max Hold, Min Hold, View, Blank, Average, Math			

SSB Phase Noise				
	SSA3015X Plus	SSA3021X Plus	SSA3032X Plus	SSA3075X Plus
Offset	20 °C to 30 °C, $f_c = 1$ GHz, Normalized to 1 Hz			
10 kHz	-95 dBc/Hz, -99 dBc/Hz (typ.)	-95 dBc/Hz, -98 dBc/Hz (typ.)	-95 dBc/Hz, -98 dBc/Hz (typ.)	-96 dBc/Hz, -98 dBc/Hz (typ.)
100 kHz	-96 dBc/Hz, -98 dBc/Hz (typ.)	-96 dBc/Hz, -97 dBc/Hz (typ.)	-96 dBc/Hz, -97 dBc/Hz (typ.)	-95 dBc/Hz, -97 dBc/Hz (typ.)
1 MHz	-115 dBc/Hz, -120 dBc/Hz (typ.)	-115 dBc/Hz, -117 dBc/Hz (typ.)	-115 dBc/Hz, -117 dBc/Hz (typ.)	-112 dBc/Hz, -114 dBc/Hz (typ.)

**Displayed Average Noise Level (DANL)**

	SSA3015X Plus	SSA3021X Plus	SSA3032X Plus	SSA3075X Plus	
20 °C to 30 °C, att = 0 dB, RBW = 1 Hz, sample detector, trace average > 50, TG off					
Preamp off	100 kHz ~1 MHz	-100 dBm, -102 dBm (typ.)	-107 dBm, -111 dBm (typ.)	-107 dBm, -111 dBm (typ.)	-105 dBm, -109 dBm (typ.)
	1 MHz~10 MHz	-124 dBm, -130 dBm (typ.)	-132 dBm, -136 dBm (typ.)	-132 dBm, -136 dBm (typ.)	-122 dBm, -126 dBm (typ.)
	10 MHz~200 MHz	-128 dBm, -134 dBm (typ.)	-137 dBm, -141 dBm (typ.)	-137 dBm, -141 dBm (typ.)	-142 dBm, -146 dBm (typ.)
	200 MHz~1.5 GHz	-121 dBm, -127 dBm (typ.)	-135 dBm, -139 dBm (typ.)	-135 dBm, -139 dBm (typ.)	-142 dBm, -147 dBm (typ.)
	1.5 GHz~3.2 GHz		-126 dBm, -132 dBm (typ.)	-126 dBm, -132 dBm (typ.)	-140 dBm, -145 dBm (typ.)
	3.2 GHz~5.0 GHz				-137 dBm, -143 dBm (typ.)
	5.0 GHz~6.5 GHz				-136 dBm, -141 dBm (typ.)
	6.5 GHz~7.5 GHz				-131 dBm, -139 dBm (typ.)
	100 kHz ~1 MHz	-120 dBm, -123 dBm (typ.)	-132 dBm, -137 dBm (typ.)	-132 dBm, -137 dBm (typ.)	-133 dBm, -136 dBm (typ.)
	1 MHz~10 MHz	-147 dBm, -152 dBm (typ.)	-148 dBm, -154 dBm (typ.)	-148 dBm, -154 dBm (typ.)	-151 dBm, -154 dBm (typ.)
Preamp on	10 MHz~200 MHz	-150 dBm, -156 dBm (typ.)	-156 dBm, -161 dBm (typ.)	-156 dBm, -161 dBm (typ.)	-161 dBm, -165 dBm (typ.)
	200 MHz~1.5 GHz	-142 dBm, -148 dBm (typ.)	-155 dBm, -158 dBm (typ.)	-155 dBm, -158 dBm (typ.)	-159 dBm, -163 dBm (typ.)
	1.5 GHz~3.2 GHz		-145 dBm, -149 dBm (typ.)	-145 dBm, -149 dBm (typ.)	-159 dBm, -162 dBm (typ.)
	3.2 GHz~5.0 GHz				-157 dBm, -161 dBm (typ.)
	5.0 GHz~6.5 GHz				-157 dBm, -160 dBm (typ.)
	6.5 GHz~7.5 GHz				-155 dBm, -159 dBm (typ.)

Frequency Response			
	SSA3015X Plus	SSA3021X Plus	SSA3032X Plus    SSA3075X Plus
	20 °C to 30 °C, 30% to 70% relative humidity, att = 20 dB, relative to fc = 50 MHz		
Preamp off	±0.8 dB, ±0.4 dB (typ.)		
Preamp on	±1.2 dB, ±0.6 dB (typ.)		
Error and Accuracy			
Resolution bandwidth switching uncertainty	Logarithmic resolution, relative to RBW = 10 kHz ± 0.2 dB (nom.)		
Input attenuation switching uncertainty	20 °C to 30 °C, fc = 50 MHz, preamp off, relative to att = 20 dB ± 0.5 dB		
Absolute amplitude accuracy	20 °C to 30 °C, fc = 50 MHz, RBW = VBW = 1 kHz, att = 20 dB, peak detector, 95% reliability ±0.4 dB, input signal -20 dBm, Preamp off ±0.6 dB, input signal -40 dBm, Preamp on		
Total amplitude accuracy	20 °C to 30 °C, fc>100 kHz, input signal -50 dBm ~ 0 dBm, att = 20 dB, RBW=VBW=1 kHz, peak detector, preamp off, 95% reliability ±1.2 dB                      ±0.7 dB		
RF input VSWR	Att = 10 dB, fc ≥ 1 MHz <1.5 (nom.)		Att = 20 dB, fc ≥ 1 MHz <1.5 (nom.)
Distortion and Spurious Responses			
Second harmonic distortion (SHI)	20 °C to 30 °C, fc ≥ 50 MHz, mixer level -20 dBm, att = 0 dB, preamp off -65 dBc / +45 dBm (nom.)		
Third-order intercept (TOI)	20 °C to 30 °C, fc ≥ 50 MHz, two -20 dBm tones spaced by 100 kHz, att = 0 dB, preamp off +10 dBm (typ.)		+14 dBm (typ.)
1dB gain compression	20 °C to 30 °C, fc ≥ 50 MHz, att = 0 dB, preamp off > -5 dBm (nom.)		> 0 dBm (nom.)
Residual response	20 °C to 30 °C, input terminated = 50 Ω, att = 0 dB < -90 dBm		
Input related spurious	20 °C to 30 °C, mixer level = -30 dBm <-65 dBc		

## Tracking Generator

### Frequency Parameter

	SSA3015X Plus	SSA3021X Plus	SSA3032X Plus	SSA3075X Plus
Frequency Range	100 kHz~1.5 GHz	100 kHz~2.1 GHz	100 kHz~3.2 GHz	100 kHz~7.5 GHz
Frequency Resolution	1 Hz, Zero Span			
RBW, sweep mode	100 Hz ~ 1 MHz			3k Hz ~ 3 MHz

### Power Parameter

Output level	-20 dBm~0 dBm	-40 dBm~0 dBm		
Output level resolution	1 dB			
Output flatness	+/-3 dB (nom.)			
Normalization Trace	Ref A/B/C/D-> Ref trace			
VSWR	< 2 (nom.)			
Connector and Impedence	N-type female, 50 $\Omega$			
Average safe reverse power	Total: 30 dBm (1 W)			
Maximum safe reverse level	Voltage: $\pm 50 V_{DC}$			

## Advanced Measurement Kit

### Power Measurement

CHP, Channel Power	Channel Power, Power Spectral Density
ACPR, Adjacent Channel Power Ratio	Main CH Power, Left channel power, Right channel power
OBW, Occupied Bandwidth	Occupied Bandwidth, Transmit Frequency Error
T-Power, Time Domain Power	Zero Span Integrated Power
CNR, Carrier Noise Ratio	C/N, Noise Power

### Non-Linear Measurement

Harmonic measurement	Max Harmonic number 10
TOI, Third-Order Intercept	Measure the third-order products from two tones

### Spectrum Monitor Measurement

Spectrogram
-------------

## Reflection Measurement

### Stimulus and Measurement

	SSA3015X Plus	SSA3021X Plus	SSA3032X Plus	SSA3075X Plus
Frequency Range	5 MHz~1.5 GHz	100 kHz~2.1 GHz	100 kHz~3.2 GHz	100 kHz~7.5 GHz
RBW	100 Hz ~ 1 MHz			3k Hz ~ 3 MHz
Stimulus Power	-20 ~ 0 dBm			-40 ~ 0 dBm
Format	VSWR, Return Loss, Reflection Coefficient			
Calibration	Open Cal, Open + Short, Open + Load			
Marker Function	N dB BW, Q measurement			

## Modulation Analyzer Mode

Common Parameter				
	SSA3015X Plus	SSA3021X Plus	SSA3032X Plus	SSA3075X Plus
Frequency Range	2 MHz ~ 1.5 GHz	2 MHz ~ 2.1 GHz	2 MHz ~ 3.2 GHz	2 MHz ~ 7.5 GHz
Carrier Power Accuracy	±2 dB (nom.)			
Carrier Power Range	-30 dBm to +20 dBm (nom.)			

### Analog Modulation Analysis

AM				
Modulation rate range	20 Hz to 100 kHz			
Accuracy	1 Hz (nom.)	Modulation rate < 1 kHz		
	< 0.1% modulation rate (nom.)	Modulation rate ≥ 1 kHz		
Modulation depth range	5% to 95%			
Accuracy	±4% (nom.)			
FM				
Modulation rate range	20 Hz to 200 kHz			
Accuracy	1 Hz (nom.)	Modulation rate < 1 kHz		
	< 0.1% modulation rate (nom.)	Modulation rate ≥ 1 kHz		
Frequency deviation	1 kHz to 400 kHz			
Accuracy	±4% (nom.)			
PM				
Modulation rate range	50 Hz ~ 50 kHz			
Accuracy	1 Hz (nom.)	Modulation rate < 1 kHz		
	< 0.1% modulation rate (nom.)	Modulation rate ≥ 1 kHz		
Phase deviation	0.2 ~ 100 rad			
Accuracy	±4% (nom.)			

## Digital Modulation Analysis

Measurement	
Modulation Type	ASK: 2ASK; FSK: 2,4,8,16 level; MSK: GMSK; PSK: BPSK,QPSK,OQPSK,8PSK; DPSK: DBPSK, DQPSK, D8PSK, $\pi/4$ -DQPSK, $\pi/8$ -D8PSK; QAM: 16,32,64,128,256
Meas Length	16 to 4096
Points/Symbol	4,6,8,10,12,14,16
Symbol Rate	1 ksps to 2.5 Msps, Symbol Rate* Points/Symbol $\leq$ 10 Msps
Filter	
Meas/Ref Filter	Nyquist, Sqrt Nyquist, Gauss, Half Sine, Rectangular
Length	2 to 128
Alpha/BT	Alpha 0.01 ~ 1, BT 0.01 ~ 10
Trace	
Trace Data	IQ Meas Time, IQ Meas Spectrum, IQ Ref Time, IQ Ref Spectrum, Time, Spectrum, Symbol Error Chart, Err Vector Time, Err Vector Spectrum, IQ Mag Err, IQ Phase Err,
Layout	Single, Stacked 2, Grid 1 2, Grid 2*2
Trace Formats	Log mag, Lin mag, Real, Imag, I-Q, Constellation, I-eye, Q-eye, Wrap Phase, Unwrap Phase, Trellis eye
Symbol Error Chart	
PSK/DPSK/MSK/QAM	EVM (rms EVM, peak EVM), Magnitude error, Phase error, IQ offset, Carrier offset, SNR Quadrature error, Gain imbalance(not support for MSK),
ASK	ASK Error, ASK depth, carrier offset
FSK	FSK Error, Magnitude error, FSK deviation, carrier offset



## EMI Measurement Mode

Measurement	
Measurement View	Frequency scan, Meter, Signal list
Pre-compliance Sequence	Scan, Search, Meas
EMI filter RBW (-6dB)	200 Hz, 9 kHz, 120 kHz, 1MHz (following CISPR 16-1-1)
RBW uncertainty	< 5% (nom.)
Detector	Peak, Voltage Average, Quasi-Peak (following CISPR 16-1-1)
Dwell time	0 us ~ 10 s
RBW/Steps	0.1, 0.3, 0.5, 1, 2, 3
Corrections	4
Limit and Trace	3
Limit Standards	EN550xx, GB9254, FCC Part15, User defined
Attenuator	0-50 dB
Report	Signal List
Frequency scale	Linear, Logarithmic

## Inputs and Outputs

<b>Front Panel</b>	
RF input, Port 2	N-type female, 50 $\Omega$ (nom.)
TG Source, Port 1	N-type female, 50 $\Omega$ (nom.)
USB host	USB-A plug, version 2.0
Ear Phone Jack	3.5 mm
<b>Rear Panel</b>	
USB device	USB-B plug, version 2.0
LAN	10/100 Base, RJ-45
10 MHz reference output	10 MHz, >0 dBm, BNC-type female, 50 $\Omega$ (nom.)
10 MHz reference input	10 MHz, -5 to +10 dBm, BNC-type female, 50 $\Omega$ (nom.)
External trigger input	5V TTL level, BNC-type female, 10 k $\Omega$
<b>Remote Control</b>	
Communication Interface	LAN, USB Device, USB Host (USB-GPIB adaptor)
	SCPI / Labview / IVI based on USB-TMC / VXI-11 / Socket / Telnet; NI-MAX;
Remote Control Capability	Web Browser (HTML 5 Supported); Easy Spectrum software; File Explorer (FTP)

## General Specification

Structure				
	SSA3015X Plus	SSA3021X Plus	SSA3032X Plus	SSA3075X Plus
Weight	Net: 4.40 kg (9.7 lb); Shipping: 5.20 kg			Net: 4.70 kg (10.0 lb); Shipping: 5.50 kg
Dimensions	393 mm × 207 mm × 116.5 mm (W×H×D)			
Display	TFT LCD, 1024 × 600, 10.1 inch multi-touch screen			
Storage	Internal (Flash) 256 MB, external (USB storage device) 32 GByte			
Working Environment				
Source	AC voltage range: 100-240 V, 50/60 Hz or 100-120 V 400 Hz;			
Power consumption	35 W		70 W	
Temperature	Working temperature: 0 °C to 40 °C, Storage temperature: -20 °C to 70 °C			
Humidity	0 °C to 30 °C, ≤ 95% Relative humidity 30 °C to 50 °C, ≤ 75% Relative humidity			
Altitude	Operating: less than 3 km			
Electromagnetic Compatibility				
EN 61326-1: 2013 / EN 61000-3-2: 2014	Class A (The active input power of the EUT is less than 75 W. According to EN 61000-3-2, no limits are necessary.)			
EN 61000-3-3: 2013	Plt: 0.65 Pst: 1.00, dmax: 4.00 % dc: 3.00 % dt Lim: 3.30 % dt>Lim: 500ms			
IEC 61000-4-2: 2008	AD ±8.0 kV, CD ±4.0 kV			
IEC 61000-4-3: 2006 + A1: 2007 + A2: 2010	80 MHz to 1000 MHz: 10V/m, 1.4 GHz to 2.0 GHz:3 V/m, 2.0 GHz to 2.7 GHz:1V/m			
IEC 61000-4-4: 2004 + A1: 2010	AC Line: ±2.00 kV			
IEC 61000-4-5: 2005	Line to Line: 1.0 kV, Line to Earth: 2.0 kV			
IEC 61000-4-6: 2008	0.15-80 MHz:3 V 1 KHz 80% AM			
IEC 61000-4-8: 2009	30 A/m, 50/60 Hz			
IEC 61000-4-11: 2004	Voltage Dips:0%/0.5P; 40%/10P; 70%/25P; Short Interruptions Test Level % UT: 0%/250P			
Safety				
IEC 61010-1:2010/EN 61010-1:2010				
CAN/CSA-C22.2 No.61010-1:2012, CAN/CSA-C22.2 No.61010-2-30:2012, UL 61010-1:2012, UL 61010-2-30:2012				
RoHS				
2011/65/EU				

## Ordering Information

Product	Description	Order Number	
Product Code	Spectrum Analyzer, 9 kHz ~ 1.5 GHz	SSA3015X Plus	
	Spectrum Analyzer, 9 kHz ~ 2.1 GHz	SSA3021X Plus	
	Spectrum Analyzer, 9 kHz ~ 3.2 GHz	SSA3032X Plus	
	Spectrum Analyzer, 9 kHz ~ 7.5 GHz	SSA3075X Plus	
Standard Accessories	Quick Start, USB Cable, Power Cord		
	Tracking Generator	SSA3000XP-TG	
Common Options and Accessories	Advanced Measurement Kit	SSA3000XP-AMK	
	Utility Kit: N(M)-SMA(M) cable(6 GHz), N(M)-N(M) cable(6 GHz), N(M)-BNC(F) adaptor x2, N(M)-SMA(F) adaptor x2, 10 dB 1W attenuator	UKitSSA3X	
	N(M)-BNC(M) cable, 70cm, 2 GHz	N-BNC-2L	
	N(M)-SMA(M) cable, 70cm, 6 GHz	N-SMA-6L	
	N(M)-N(M) cable, 70cm, 6 GHz	N-N-6L	
	N(M)-SMA(M) cable, 100cm, 18 GHz	N-SMA-18L	
	N(M)-N(M) cable, 100cm, 18 GHz	N-N-18L	
	SMA(M)-SMA(M) cable, 100cm, 18 GHz	SMA-SMA-18L	
	USB-GPIB Adaptor	USB-GPIB	
	Soft carrying bag	BAG-S2	
	6U Rack Mount Kit	SSA-RMK	
	Reflection Measurement Options	Tracking Generator	SSA3000XP-TG
		Reflection Measurement	SSA3000-Refl
Reflection Bridge Kit: Reflection Bridge (1 MHz~2.5 GHz), N(M)-N(M) adaptors x2		RB3X25	
50 Ω, N type Male, 4.5 GHz Economic Calibration Kit: Open(M), Short(M), Match(M), Through Adapter(F-F)		F503ME	
EMI test Options	EMI Measurement Mode	SSA3000XP-EMI	
	300 kHz~3 GHz Near Field Probe Kit: 3 H-probes (20/10/5 mm), 1 E-probe (5 mm)	SRF5030T	
Modulation Analysis Options	Digital Modulation: ASK, FSK, MSK, PSK, QAM	SSA3000XP-DMA	
	Analog Modulation: AM, FM, PM	SSA3000XP-AMA	

## About SIGLENT

SIGLENT is an international high-tech company, concentrating on R&D, sales, production and services of electronic test & measurement instruments.

SIGLENT first began developing digital oscilloscopes independently in 2002. After more than a decade of continuous development, SIGLENT has extended its product line to include digital oscilloscopes, isolated handheld oscilloscopes, function/arbitrary waveform generators, RF/MW signal generators, spectrum analyzers, vector network analyzers, digital multimeters, DC power supplies, electronic loads and other general purpose test instrumentation. Since its first oscilloscope was launched in 2005, SIGLENT has become the fastest growing manufacturer of digital oscilloscopes. We firmly believe that today SIGLENT is the best value in electronic test & measurement.

### Headquarters:

SIGLENT Technologies Co., Ltd  
Add: Bldg No.4 & No.5, Antongda Industrial  
Zone, 3rd Liuxian Road, Bao'an District,  
Shenzhen, 518101, China  
Tel: + 86 755 3688 7876  
Fax: + 86 755 3359 1582  
Email: sales@siglent.com  
Website: int.siglent.com

### USA:

SIGLENT Technologies America, Inc  
6557 Cochran Rd Solon, Ohio 44139  
Tel: 440-398-5800  
Toll Free: 877-515-5551  
Fax: 440-399-1211  
Email: info@siglent.com  
Website: www.siglentna.com

### Europe:

SIGLENT Technologies Germany GmbH  
Add: Staetzlinger Str. 70  
86165 Augsburg, Germany  
Tel: +49(0)-821-666 0 111 0  
Fax: +49(0)-821-666 0 111 22  
Email: info-eu@siglent.com  
Website: www.siglenteu.com

Follow us on  
Facebook: SiglentTech

