

POWERSIDE®

PQ EDGE® + QUBESCAN

Cost-effective, scalable power monitoring and analysis for mission-critical equipment

The Reliability of Electronic Equipment Starts With Power Quality At The Edge

In just about every business today, critical functions demand flawless performance from machines and electronics. But a big part of **performance hinges on the quality of power at different points throughout the facility where the equipment operates**. Too often, “dirty” power isn’t detected until there are problems — and time and money spent troubleshooting to no avail.

PQ Edge is specially designed to monitor power quality at the machine level.

Powerside’s newest power quality analyzer, PQ Edge®, unlocks more holistic visibility into the performance of sensitive electronics in mission-critical applications. Whether you’re running a hyperscale data center, medical imaging scanner, or EV charging station — or you’re manufacturing and supporting the equipment businesses run on — PQ Edge and its companion QubeScan software platform alert you to power anomalies that can disrupt processes or compromise equipment health.

What does suboptimal power quality look like?

Transients, harmonics and distortions in the electrical system can cause several issues and costly, potentially dangerous, operating behaviors.

Warning signs:



Flicker

Tripped breakers

Temperature fluctuations

Harmonic distortions

Circuit board failure

Overheating of distribution wires, panels, etc.

Voltage dips, swells and other parameters

Performance consequences:



Degraded displays and images

Machine shutdown or on/off cycling

Safety hazards

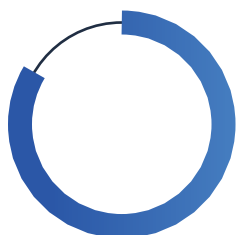
High utility bills

Excessive energy consumption

Poor power factor

Equipment damage/ premature failure

Time, delay and cost of unnecessary service calls



80%

of all power quality problems can be attributed to issues on the customer side of the meter.¹

PQ Edge and QubeScan: Your first line of defense against downtime and risk

See the events and trends that directly impact operations. Understand the how, when and why behind your power quality problems. PQ Edge collects and interprets power quality data at the local level. QubeScan brings the data from all your PQ Edges together for fleetwide views, analysis, stakeholder sharing and custom reports.

A Combo That Keeps Tabs on Power Across the Equipment Fleet

- **Alerts you** to voltage dips, spikes and surges that can damage equipment and systems and potentially feed into the larger power supply


- **Compact and slim profile:** Easy for OEMs to embed into the equipment during manufacturing, or for facilities to attach externally to equipment installed

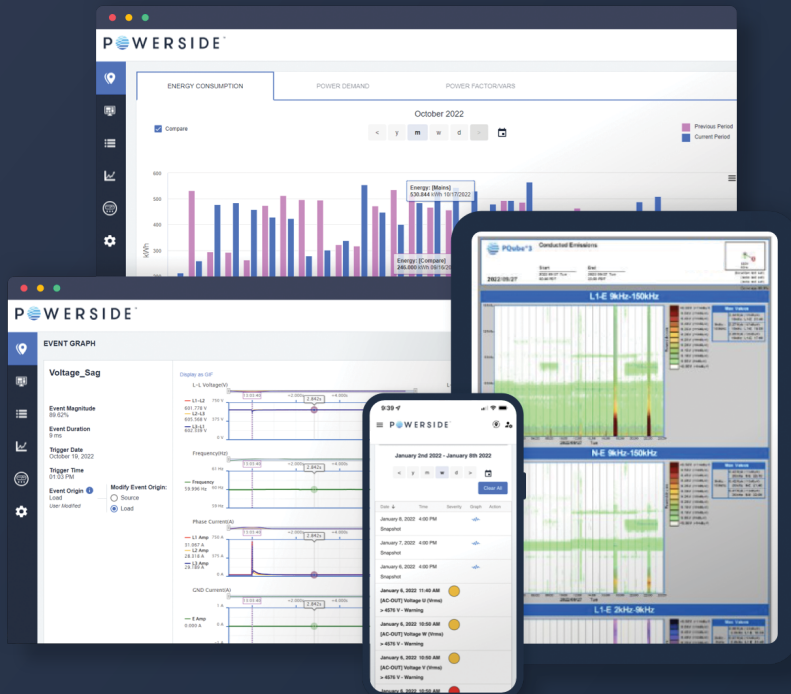
- **Continuously measures** voltage, frequency and waveform characteristics in real-time

- **Avoids unnecessary service calls,** equipment replacement and warranty claims

- **Confirms the origin** of malfunctions and power problems to minimize rabbit-hole troubleshooting

PQ Edge Power Quality Analyzer





QubeScan Monitoring Software

Reveals immediate, fleetwide **visibility** into comprehensive quality data from all Powerside analyzers — including PQ Edge and PQube® 3

Produces interactive views of event-recorded waveforms, high-frequency emission heatmaps, multi-circuit energy dashboards and more

Records parameter **trends**, from minutes to years of data

Captures accurate logging of all events via keynotes

Runs on a secure AWS cloud platform

Applications and Industries

The PQ Edge can be embedded into equipment or installed in the electrical system for critical equipment and facilities, such as:



Data Centers



Food Production/Refrigeration



EV Charging Stations



Medical Imaging Centers



Security Screening



Nearly 25% of C&I survey respondents spend \$50K or more each year to improve their power reliability.² With PQ Edge and QubeScan, businesses get cost-effective monitoring and quick insight of where to best allocate resources — potentially reducing costs.





Discover the impact of dirty power supply behavior on operations and service calls.

Talk to us about your concerns with equipment performance — and request a PQ Edge + QubeScan demo.

powerside.com/PQEdge

¹Electric Power Research Institute (EPRI), Power Quality for Electrical Contractors: Application Guide, Volume 2: Recommended Practices: Revision 1,
²EOnline, “Discovering the Truth about C&I Power Reliability,” republished from July/August 2018 issue

Contact Us

United States
Alameda, CA
1-888-736-4347

Canada
Montreal, QC
1-877-333-8392

sales@powerside.com
powerside.com